

▶ 1/2

NEW TELEPHONE/DATA OUTLET



DENOTES 2 NEW 4PR CAT6A CABLES AND DATA JACKS. INSTALL CABLES FROM OUTLET TO PATCH PANEL ON RACK IN COMMUNICATION RM.. TERMINATE CABLES AT BOTH ENDS.

DENOTES ONE NEW 4PR CAT6A CABLE & TELEPHONE JACK. INSTALL CABLE FROM TELEPHONE JACK TO GIGABIX IN COMMUNICATION RM. TERMINATE CABLE AT BOTH ENDS.

▷ 1/1



EXISTING TELEPHONE/DATA OUTLET TO BE REPLACED WITH NEW. PROVIDE NEW BACK BOX, FACE PLATE, CABLING, DATA JACKS, TELEPHONE JACKS AND PATHWAYS. REMOVE EXISTING PATHWAY AND BACK BOX IF POSSIBLE. PROVIDE STAINLESS STEEL COVER PLATES TO EXISTING BOX IF EXISTING PATHWAYS CAN NOT BE REMOVED. REPAIR AND REPAINT SURFACE AFTER PATHWAY REMOVAL.

DENOTES ONE EXISTING DATA CABLE & DATA JACK

DENOTES ONE EXISTING TELEPHONE CABLE & TELEPHONE JACK

◼ 1/2

NEW FLOOR MOUNTED OUTLET

▷ 1/2

EXISTING FLOOR MOUNTED OUTLET


▷ E/P
1/0

EXISTING EMERGENCY TELEPHONE

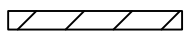
▶ 0/2

ACCESS POINT.

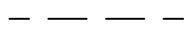
AP



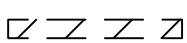
NEW CONDUIT (SIZE AS SHOWN ON DRAWING)



NEW RACEWAY (SIZE AS SHOWN ON DRAWING)



EXISTING CONDUIT (SIZE AS SHOWN ON DRAWING)



EXISTING RACEWAY (SIZE AS SHOWN ON DRAWING)

J

CEILING J-HOOKS

WM

WIREMOLD

T

COMM. ROOM - TERMINATION LOCATION

Building/Facility Name

No.	BY	DATE	REVISIONS	App'd

Scale	NONE	BY	DATE
Sheet No.	1 of 1	Drawn	MST 05 MAR 04
UBC Project No.		Check'd	TZ 5 FEB 15
		Design'd	
		Approv'd	B. MACDONALD-RCDD 15 FEB 15

**COMMUNICATIONS
VOICE-DATA OUTLET
DRAWING SYMBOLS**



This drawing and its contents are confidential, and are for the private information of the Client Name. It is not to be relied upon or used in whole or in part for other purposes or by or for the benefit of others without prior adaptation and specific written verification by UBC, ITSservices.



UNIVERSITY OF BRITISH COLUMBIA

File No.	ITSTD-01	Rev.	1
----------	----------	------	---